



Finehope

This product is customized for the customer, not for sale



Finehope

This product is customized for
the customer, not for sale



Finehope

This product is customized for the customer, not for sale





本公司於 2003 年 通過 ISO 9001 國際標準認證

IATF16949 國際標準：

本公司於 2021 年 通過 IATF16949 國際標準認證，認證範圍包括：50 餘種汽車及機械零件的生產。該認證是國際汽車工業協會（IATF）為確保全球汽車生產商提供一致的高質量標準而建立的。通過此認證，我們展示了對客戶承諾的承諾，並確保了產品的一致性和質量。

2007 年，我們獲得了 ISO 9001 認證，這標誌著我們在質量管理方面的承諾。自那時起，我們不斷改進我們的質量體系，以滿足不斷變化的市場需求。我們的質量管理系統符合 ISO 9001 標準的要求，這使我們能夠提供高質量的產品，並確保客戶的滿意度。

Our Advantages



本公司於 2002 年，通過 ISO 9001 國際標準認證，這標誌著我們在質量管理方面的承諾。自那時起，我們不斷改進我們的質量體系，以滿足不斷變化的市場需求。我們的質量管理系統符合 ISO 9001 標準的要求，這使我們能夠提供高質量的產品，並確保客戶的滿意度。

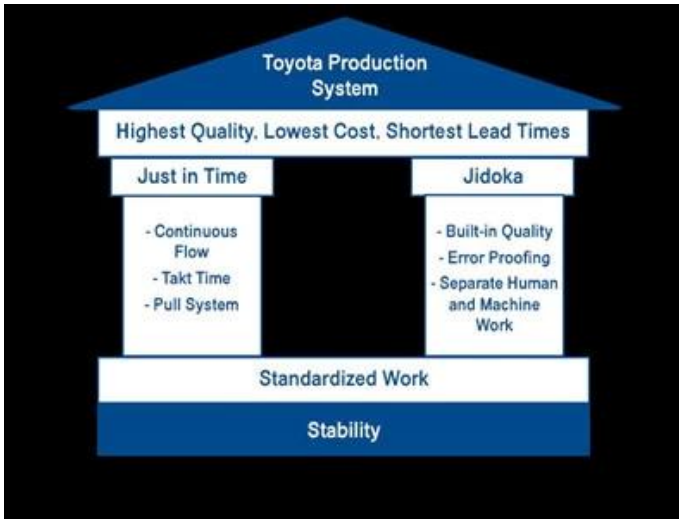
此外，我們還擁有先進的生產設備和技術，這使我們能夠生產出高質量的產品。我們的生產線採用了最先進的技術，這確保了生產過程的精確性和效率。我們還擁有經驗豐富的技術人員，他們能夠處理各種複雜的生產任務。

最後，我們還提供優質的客戶服務。我們的客戶服務團隊將竭誠為您服務，確保您的問題得到及時解決。我們還提供技術支持和培訓，以幫助您更好地了解我們的產品和服務。

我們還提供優質的客戶服務。我們的客戶服務團隊將竭誠為您服務，確保您的問題得到及時解決。我們還提供技術支持和培訓，以幫助您更好地了解我們的產品和服務。

此外，我們還擁有先進的生產設備和技術，這使我們能夠生產出高質量的產品。我們的生產線採用了最先進的技術，這確保了生產過程的精確性和效率。我們還擁有經驗豐富的技術人員，他們能夠處理各種複雜的生產任務。

最後，我們還提供優質的客戶服務。我們的客戶服務團隊將竭誠為您服務，確保您的問題得到及時解決。我們還提供技術支持和培訓，以幫助您更好地了解我們的產品和服務。



Toyota Production System (TPS) is a manufacturing system that aims to maximize efficiency and quality. It is based on the principles of Just in Time (JIT) and Jidoka. JIT focuses on reducing inventory and lead times, while Jidoka emphasizes built-in quality and error proofing. Standardized work is a key component of TPS, ensuring consistency and stability in the production process.

The S.M.A.R.T. goal formula is a framework for setting effective goals. It consists of five criteria: Specific, Measurable, Attainable, Relevant, and Time-bound. Each criterion provides a clear guideline for how to define and achieve a goal. For example, a specific goal would be to increase production output by 10% within the next quarter.

Famous customer

Cooperation experience

<p>Engineering Vehicle</p> <p>BOYD CORPORATION TVH AIXAM</p> <p>Honeywell TIGA CAT</p>	<p>Medical Equipment</p> <p>Hill-Rom INVACARE MAQUET GETINGE GROUP</p> <p>DrPosture Ki Mobility</p>
<p>Baby Supplies</p> <p>Bumbo Nuby bugaboo chicco</p> <p>Hatch Baby GRACO</p>	<p>Fitness Equipment</p> <p>STAR TRAC BOWFLEX</p> <p>IB&G BUILDING PRODUCTS ergoDRIVEN nuva</p> <p>Other</p> <p>PANDORA CubeFit Knoll</p>

Customer list

1. How do you cooperate with customers?

Cooperation with customers is essential for business success. It involves understanding customer needs, providing high-quality products, and offering excellent customer service. For example, CAT (Caterpillar) has a long history of cooperation with various industries, including construction and mining.



About us







Our Certification



公司荣获 2019-2020 年度 厦门市成长型中小微企业


公司于 2019 年“厦门市成长型中小微企业”评选中，荣获“厦门市成长型中小微企业”称号。该称号是厦门市工业和信息化局根据《厦门市成长型中小微企业认定办法》的有关规定，对公司进行认定。公司自成立以来，始终坚持以技术创新为驱动，不断提升核心竞争力，在行业内树立了良好的品牌形象。此次荣获“厦门市成长型中小微企业”称号，是对公司多年来辛勤工作和卓越成就的肯定，也是对公司未来发展的信心和激励。我们将继续秉承“创新、务实、共赢”的经营理念，不断提升产品质量和服务水平，为行业发展做出更大的贡献。

公司荣获 2020-2022 年度 厦门市专精特新中小企业

公司于 2020 年“厦门市专精特新中小企业”评选中，荣获“厦门市专精特新中小企业”称号。该称号是厦门市工业和信息化局根据《厦门市专精特新中小企业认定办法》的有关规定，对公司进行认定。公司自成立以来，始终坚持以技术创新为驱动，不断提升核心竞争力，在行业内树立了良好的品牌形象。此次荣获“厦门市专精特新中小企业”称号，是对公司多年来辛勤工作和卓越成就的肯定，也是对公司未来发展的信心和激励。我们将继续秉承“创新、务实、共赢”的经营理念，不断提升产品质量和服务水平，为行业发展做出更大的贡献。

公司荣获 2019-2021 年度 厦门市科技小巨人领军企业

2019 年，公司荣获“厦门市科技小巨人领军企业”称号。该称号是厦门市科学技术局根据《厦门市科技小巨人领军企业认定办法》的有关规定，对公司进行认定。公司自成立以来，始终坚持以技术创新为驱动，不断提升核心竞争力，在行业内树立了良好的品牌形象。此次荣获“厦门市科技小巨人领军企业”称号，是对公司多年来辛勤工作和卓越成就的肯定，也是对公司未来发展的信心和激励。我们将继续秉承“创新、务实、共赢”的经营理念，不断提升产品质量和服务水平，为行业发展做出更大的贡献。



公司荣获多项荣誉，体现了公司在技术创新、质量管理、安全生产等方面取得的卓越成就。

公司通过了ISO 9001质量管理体系认证、ISO 14001环境管理体系认证、ISO 45001职业健康安全管理体系认证，并获得了SAQM安全质量管理体系认证。

公司还获得了福建省高新技术企业认定、厦门市专精特新中小企业认定、厦门市科技小巨人领军企业认定等荣誉。

2018年，公司荣获福建省高新技术企业认定，这是对公司技术创新能力的肯定。同时，公司还获得了厦门市专精特新中小企业认定，体现了公司在专业化、精细化、特色化、创新型方面的发展水平。

公司始终坚持以质量求生存，以信誉求发展。通过不断完善质量管理体系，提升产品质量，赢得了广大客户的信赖和支持。未来，我们将继续秉承“质量第一”的经营理念，不断提升产品质量和服务水平，为客户创造更大的价值。

安全生产是企业发展的基石。公司高度重视安全生产工作，建立健全了安全生产责任制，加强了安全生产教育和培训，确保了生产过程的本质安全。未来，我们将继续加大安全生产投入，提升安全生产水平，为企业的可持续发展提供坚实的保障。



公司还获得了福建省排污许可证，符合国家环保要求，确保了生产活动的合法合规。

此外，公司还获得了第三方机构颁发的Verified Supplier Certificate，进一步提升了公司的信誉和竞争力。


Quality Assurance




UNIVERSAL TESTING MACHINE(UTM)




Tensile Test



Tear Resistance Test



Compressive Strength



Indentation Force Deflection

INSPECTION STANDARD

MATERIAL PERFORMANCE TEST REPORT

Finehope
Test Report No. 00201405201 Date: 20140520 Page 1/4
 Customer: CUSTOMER SERVICE DEPARTMENT

The following samples were submitted and identified by/on behalf of the client as:

Sample Description: (1) and (2) (1) and (2) (1) and (2)
 Other info: (1) and (2) (1) and (2) (1) and (2)
 Sample Processing Date: 20140520
 Working Process: 20140520

Test Method

- 101 ASTM D2014-2011 Test of Density, Test Agency
- 102 ASTM D2014-2011 Test of Density, Test Agency
- 103 ASTM D2014-2011 Test of Density, Test Agency
- 104 ASTM D2014-2011 Test of Density, Test Agency
- 105 ASTM D2014-2011 Test of Density, Test Agency
- 106 ASTM D2014-2011 Test of Density, Test Agency
- 107 ASTM D2014-2011 Test of Density, Test Agency
- 108 ASTM D2014-2011 Test of Density, Test Agency
- 109 ASTM D2014-2011 Test of Density, Test Agency
- 110 ASTM D2014-2011 Test of Density, Test Agency

Finehope
Test Report No. 00201405201 Date: 20140520 Page 2/4
 Customer: CUSTOMER SERVICE DEPARTMENT

Test Result

No.	Test Item	Unit	Test Standard	Customer Requirement	Customer Sample group			Customer Sample (all)		
					1	2	3	1	2	3
1	Thickness	mm	ASTM D2014-2011	0.15	0.15	0.15	0.15	0.15	0.15	0.15
2	Thickness	mm	ASTM D2014-2011	0.15	0.15	0.15	0.15	0.15	0.15	0.15
3	Specific Gravity	g/cm³	ASTM D2014-2011	1.15	1.15	1.15	1.15	1.15	1.15	1.15
4	Tensile Strength	MPa	ASTM D2014-2011	1.5	1.5	1.5	1.5	1.5	1.5	1.5
5	Elongation	%	ASTM D2014-2011	100	100	100	100	100	100	100
6	Resilience	J/m²	ASTM D2014-2011	10	10	10	10	10	10	10

PI:

- In order to make the strength of two child seats can be compared, see the test specimen in the same thickness (about 1mm) and test data in one table to do the tensile strength test comparison.
- For the specific gravity value in the above test result, it is the value of specimen with skin on one side, and the actual value of the whole sample.

Finehope
Test Report No. 00201405201 Date: 20140520 Page 3/4
 Customer: CUSTOMER SERVICE DEPARTMENT

Sketch Picture

Remarks:

1. The picture is only used with the correct report from Finehope.

Customer	
Location	New Zealand
Customer Code	G1019
Risk Assessment	
New:	Site <input type="checkbox"/> Technology <input type="checkbox"/> Process <input type="checkbox"/>
Other Risks	<input type="checkbox"/>

Project	
Finehope Contact	Wendy Yang
Part No.	
Part Name	G1019Y04
Change Level/Date	
User Plant(s)	Finehope

Core Team Members	Company/Title	Phone/Fax/E-Mail
Tiger Xu	G.M.	
Yubin Lim	Vice G.M.	
Cindy Wu	Sales Manager	cindy@finehope.com
Liangquan Wan	Project Manager	
Wendy Yang	Sales	wendy@finehope.com

Build Level	Material Required Date	Quantity	No. Concurrent	
			SRCs	Majors
Product Design and Develop	21-Jun-21	10		
Product and Process Validat	25-Jun-21	15		

APQP Deliverable	Finehope APQP Reference Only	G Y R	Project Need Date	Supplier Timing Date	Actual Closure Date	Supplier Lead Resp Inits	Finehope Acceptance Complete	Remarks or Assistance Required
1. Project Timeline (Synchronized w/Production Time Plan)	2030	G	20-Jun-21	21-Jun-21	21-Jun-21	22-Jun-21	23-Jun-21	/
2. Customer Inputs / Requirements	2030	G	23-Jun-21	24-Jun-21	24-Jun-21	25-Jun-21	26-Jun-21	/
3. Warranty & Quality Mitigation Plan	2030	G	24-Jun-21	25-Jun-21	25-Jun-21	26-Jun-21	27-Jun-21	/
4. Customer Specific Requirements	2030	G	25-Jun-21	26-Jun-21	26-Jun-21	27-Jun-21	28-Jun-21	/
5. Design FMEA	2080	G	26-Jun-21	27-Jun-21	27-Jun-21	28-Jun-21	29-Jun-21	/
6. Preliminary Bill of Materials (BOM)	2030	G	27-Jun-21	28-Jun-21	28-Jun-21	29-Jun-21	30-Jun-21	/
7. Prototype Control Plans	2110	G	28-Jun-21	29-Jun-21	29-Jun-21	30-Jun-21	1-Jul-21	/
8. Prototype Builds	2110	G	29-Jun-21	30-Jun-21	30-Jun-21	1-Jul-21	2-Jul-21	/
9. Design Verification Plan & Report (DVP&R)	2120	G	30-Jun-21	1-Jul-21	1-Jul-21	2-Jul-21	3-Jul-21	/
10. Design / Process Review	2130	G	1-Jul-21	2-Jul-21	2-Jul-21	3-Jul-21	4-Jul-21	/
11. Team Feasibility Commitment	2130	G	2-Jul-21	3-Jul-21	3-Jul-21	4-Jul-21	5-Jul-21	/
12. APQP Status Sub-Supplier	2130	G	3-Jul-21	4-Jul-21	4-Jul-21	5-Jul-21	6-Jul-21	/
13. Production Drawing & Specifications	2220	G	4-Jul-21	5-Jul-21	5-Jul-21	6-Jul-21	7-Jul-21	/
14. Subcontractor Purchase Orders (Customer Tooling)	2220	G	5-Jul-21	6-Jul-21	6-Jul-21	7-Jul-21	8-Jul-21	/
15. Facilities, Equipment, Tools and Gages	2260	G	6-Jul-21	7-Jul-21	7-Jul-21	8-Jul-21	9-Jul-21	/
AIAG APQP Phase 3 - Process Design and Development								
16. Product/Process and Quality System Review	3030	G	9-Jul-21	10-Jul-21	10-Jul-21	10-Jul-21	11-Jul-21	/
17. Manufacturing Process Flow Chart	3040	G	11-Jul-21	12-Jul-21	12-Jul-21	12-Jul-21	13-Jul-21	/
18. Process FMEA	3100	G	13-Jul-21	14-Jul-21	14-Jul-21	14-Jul-21	15-Jul-21	/
19. Pre-Launch Control Plan	3110	G	15-Jul-21	16-Jul-21	16-Jul-21	16-Jul-21	17-Jul-21	/
20. Process Work Instructions	3120	G	17-Jul-21	18-Jul-21	18-Jul-21	18-Jul-21	19-Jul-21	/
21. Measurement Systems Evaluation	3130	G	19-Jul-21	20-Jul-21	20-Jul-21	20-Jul-21	21-Jul-21	/
22. Packaging Specifications & Approvals	3160	G	21-Jul-21	22-Jul-21	22-Jul-21	22-Jul-21	23-Jul-21	/
23. Manufacturing Team Training	3170	G	23-Jul-21	24-Jul-21	24-Jul-21	24-Jul-21	25-Jul-21	/
AIAG APQP Phase 4 - Product and Process Validation								
24. Subcontractor PPAP Approval	4005	G	9-Jul-21	10-Jul-21	10-Jul-21	10-Jul-21	11-Jul-21	/
25. Production Control Plan	4008	G	11-Jul-21	12-Jul-21	12-Jul-21	12-Jul-21	13-Jul-21	/
26. Production Readiness Review (PRR)	4009	G	13-Jul-21	14-Jul-21	14-Jul-21	14-Jul-21	15-Jul-21	/
27. Production Trial Run (PTR)	4010	G	15-Jul-21	16-Jul-21	16-Jul-21	16-Jul-21	17-Jul-21	/
28. Process Capability Studies	4030	G	17-Jul-21	18-Jul-21	18-Jul-21	18-Jul-21	19-Jul-21	/
29. Production Validation Plan & Report (PV&R)	4090	G	19-Jul-21	20-Jul-21	20-Jul-21	20-Jul-21	21-Jul-21	/
30. Production Part Approval (PPAP)	4110	G	21-Jul-21	22-Jul-21	22-Jul-21	22-Jul-21	23-Jul-21	/
AIAG APQP Phase 5 - Feedback, Assessment and Corrective Action								
31. Initial Production Shipment	5005	G	20-Jul-21	30-Jul-21	30-Jul-21	30-Jul-21	31-Jul-21	/
32. Production Ramp-up Plan	5005	G	31-Jul-21	2-Aug-21	2-Aug-21	2-Aug-21	3-Aug-21	/
33. Full Production Date	5005	G	5-Aug-21	7-Aug-21	7-Aug-21	7-Aug-21	8-Aug-21	/
34. Conduct Lessons Learned	5005	G	8-Aug-21	10-Aug-21	10-Aug-21	10-Aug-21	11-Aug-21	/

Design Failure Mode and Effects Analysis (Design FMEA)

FMEA No.:
DFMEA-001

Page: page 1, totally 3 pages
Made: Xiaodong Qiu

Product Name: Injection moulding

Procedure responsible dept: Production Dept

Model year/vehicle types: CRV

Soybean Milk Maker

Important date: Nov.10th.2015

FMEA Date: Nov.10th.2015

People participated: Develop dept:GaoLin Wei

Sales:Haiyan Wu

PC:Jiannan Yan

Technology Dept:Jianyu Zhou

Purchaser:Yuanyuan Gou

Production dept:Shuwen Dong

QC:Bingxiang Zheng

procedure function requirements	Potential failure mode	Potential effects analysis	severity (S)	grade	potential causes/mechanisms of failure	frequency (O)	Current prevention process control	Current detection process control	detection (D)	RPN	recommended measures	Responsibility and target completion date	action results				
													severity (S)	frequency (O)	difficult to check (D)	RPN	
scyphus	size changes of handle	handle cover fall off	6	A	PP size change	6	By adjusting the product of the injection molding process, and measure or test the clasp of product size	measure and test product size	3	108	Add the number of button bit in handle design, in order to keep the connection strength	Xiaodong Qiu 2015/08/25	By adjusting the product of the injection molding process, and measure or test product size	6	1	1	6
scyphus	warping of scyphus handle	Poor appearance break	4	C	high handle wall	6	Add the stiffener to handle wall to prevent deformation	measure and test product size	2	48	if this problem appears, make improvement by Adding the stiffener	Xiaodong Qiu 2015/09/30	Add the stiffener to handle wall to prevent deformation	4	2	1	8
scyphus	Deformation of cup-mouth	Micro switch without power	8	A	PP material deformation, Resulting in a perpendicular direction to connect the cup and handle inward deformation, So that both sides of the 球, the micro switch column opposite sink., and	3	Adjust the injection molding process, to prevent extrusion	measure and test cup-mouth size	3	72	in the cup packing control the direction of the lateral dimension of no force, stipulate the way of packing	Xiaodong Qiu 2015/09/10	stipulate the cup use egg cell methods to put the packing which do not squeeze each other	8	1	3	24

H-R-P-001-1

Process Failure Mode and Effects Analysis (PFMEA)

潜在失效模式和后果分析

FMEA No.FMEA20150325-01

Page 3

Maint:Wenhong-Huang

FMEA Date (Original):2015.03.25

Item:Welding Improvement

Process Responsibilities: Production welding group

Model year/project

Key Dates

Item 项目	Potential failure mode 潜在失效模式	Potential consequences of failure modes 失效后果/潜在失效模式	Severity 严重度	Grade 等级	Potential causes of failure 失效的潜在原因	Occurrence degree 发生度	Current process control and prevention 现行过程控制/预防	Current process control detection 现行过程控制/检测	Detection rate 检测率	RPN	Suggest measures 建议措施	Responsibility and target completion date 负责人及目标完成日期	Measure results/测量结果			
													Measures and effective date 措施及有效日期	Severity 严重度	Incidence rate 发生率	Detection degree 可检测度
Clamping is not in place 夹具不在位	SizeNG 尺寸NG		6	B	● Staff negligence 人员疏忽 ● Failure for bad 夹具不到位	4	● Make the operation standard book 制定作业标准书 ● Make maintenance standards, regular maintenance 制定保养标准,定期保养,维护	● Visual inspection 目视检测 ● Finished 100% full inspection 完成100%全检	6	144	● Pre-service training of staff 岗前培训 ● Regular maintenance 工器具定期维护		6	3	4	72
Clamping (Clamping required is in place, no missing or wrong loaded) 夹具不在位,无漏装/错装	Welding error, leak, welding deviation, affect the assembly or use function 焊接错误,漏焊,焊接偏差,影响装配或使用功能		8	A	● Staff negligence 人员疏忽 ● Failure for bad 夹具不到位 ● Failure inaccurate 夹具定位不准确	4	● Make the operation standard book 制定作业标准书 ● Make maintenance standards, regular maintenance 制定保养标准,定期保养,维护 ● Regular checking of fixture 夹具定期点检	Visual inspection 目视检测	6	192	● Pre-service training of staff 岗前培训 ● Regular maintenance 工器具定期维护 ● Make inspection checklist for fixture 制定夹具点检表		8	3	4	96
Attachments missing 附件缺失	Affect product strength or influence the assembly 影响产品强度或影响装配		8	A	Staff negligence 作业人员疏忽	3	Make the operation standard book 制定作业标准书	Visual inspection 目视检测	4	96	Final inspection personnel do 100% full inspection for each bead with man 每粒人工100%全检,确认		8	2	2	32
Attachment error 附件错误	Influence assembly 影响装配		7	A	No mistake proofing fixture 无防错夹具	3	Make the operation standard book 制定作业标准书	Visual inspection 目视检测	6	126	● Increase the mistake proofing devices 增加防错装置 ● Inspection for final inspection tools 对终检工具点检		7	2	4	56
False welding 假焊	Lack of strength, affect the use of function 强度不足,影响使用功能		9	A	Current, voltage, welding angle, speed setting is not reasonable 电流,电压,焊接角度,速度设置不合理	4	● Welding process guidance 制定焊接工艺指导书 ● Condition confirmation check 加工条件确认书 ● Confirm the failure test on a regular basis 定期确认失效测试	Destructive testing 破坏性试验	8	288	After the procedure is set up to confirm the processing conditions, the execution and marking of the failure test is performed. 工序设置完成后确认加工条件,确认		9	3	4	108

Production Device

KRAUSS MAFFEI

Finehope has successively introduced many of the world's most advanced German KraussMaffei high-pressure injection machines since 2010.



Reaction Injection Molding (RIM) High Pressure Machine KRAUSS MAFFEI Made in Germany!



Self-invented fully automatic production line

Finehope has independently developed a number of fully automatic P-U injection production lines since 2010. These production lines reduce production costs and meet customer delivery requirements.



Welding Robots



Since 2016, Finehope has continued to purchase welding robots and automatic fixture turntables for welding metal parts. The independent processing of accessories saves the waiting time and procurement cost of outsourcing processing.

CNC Machine

Finehope has continued to purchase CNC equipment since 2016. CNC (Computer Numerically Controlled) machining is a manufacturing process in which pre-programmed computer software dictates the movement of factory tools and machinery. Using this type of machine versus manual machining can result in improved accuracy, increased production speeds, enhanced safety, increased efficiency and most importantly, help customers save costs and improve product quality.



Mould Release Agent Painting Robot



Since 2019, Finehope has purchased robots for spraying water-based release agents to improve the working environment, improve spraying quality and material utilization, and reduce labor costs.

3D printer

Finehope started to purchase 3D printers in 2015. 3D printing can realize rapid proofing of new product prototypes and templates for resin molds, and can also be used for faster and cheaper small batch production.



Social Responsibility

- **Audited by Sedex**

(Supplier business ethics information exchange)

Labor standard · health and safety · Environmental protection · Business ethics practice

- **Public-spirited**



Voluntary tree planting after Super Typhoon Meranti in 2016

A VALUE-BASED COMPANY

CUSTOMER FIRST

TEAMWORK

EMBRACE CHANGES

PASSION

INTEGRITY

COMMITMENT

