

**DMF/ A
report**

FREE

Mould

3D Design

**Product Inspection
Standard Setting**

Free Product Inspection Standard Setting:
In addition to the usual quantification of product physical properties and appearance standards, we will add REACH, RoHS, FDA, CA-65, or CFC Free to the standards according to customer needs.

Free Mould Opening:
Large order quantity with mould cost free.

Free 3D Design:
Finehope help customer design the desired product or modify the design for free.

Free DFM/A Report:
Finehope will show details and solutions of manufacturability and assemblability through PPT to help customers reduce trouble.



[https://www.aliexpress.com/item/1005004101111111.html](#)

Material: 100% PU

MOQ:200

Size: 680 * 472.5 * 80.5 mm, Customized Size Available

Color: Pink

Usage: Home Decor

Payment: T/T / Western Union / PayPal, 30% Deposit, 70% Balance

Lead Time: 15-20 Days, Customized Order Available

Shipping: Express, Air, Sea, We Can Provide the Best Shipping Method

Sample: Free Sample, Sample Fee 30 USD



2003 9001

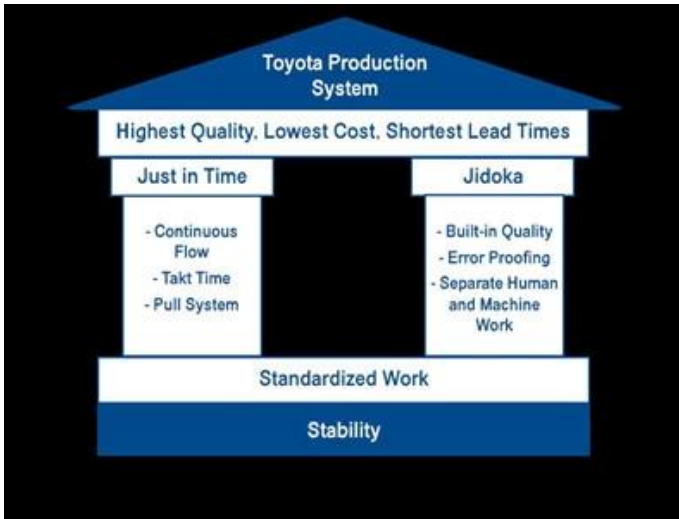
2021 IATF16949

Our Advantages



2002

500



Toyota Production System (TPS) is a manufacturing system that aims to maximize efficiency and quality. It is based on the principles of Just in Time (JIT) and Jidoka. JIT focuses on reducing inventory and waste, while Jidoka emphasizes quality control and error proofing. Standardized Work is a key component of TPS, ensuring consistency in production processes. Stability is the foundation of TPS, providing a reliable and predictable production environment.

The S.M.A.R.T. goal formula is a framework for setting effective goals. It consists of five criteria: Specific, Measurable, Attainable, Relevant, and Time-bound. Specific goals are clearly defined and focused. Measurable goals can be quantified and tracked. Attainable goals are realistic and achievable. Relevant goals are important and meaningful. Time-bound goals have a clear deadline for completion.

Famous customer <<<

Cooperation experience

<p>Engineering Vehicle</p> <p>BOYD CORPORATION TVH AIXAM</p> <p>Honeywell TIGA CAT</p>	<p>Medical Equipment</p> <p>Hill-Rom INVACARE MAQUET <small>GETINGE GROUP</small></p> <p>DrPosture KiMobility</p>
<p>Baby Supplies</p> <p>Bumbo Nuby</p> <p>bugaboo chicco</p> <p>Hatch Baby GRACO</p>	<p>Fitness Equipment</p> <p>STAR TRAC BOWFLEX</p> <p>IB&G ergoDRIVEN NUVA</p> <p>Other</p> <p>PANDORA CubeFit Knoll</p>

Customer list

1. How do you ensure the quality of your products? We ensure the quality of our products through strict quality control measures, including regular inspections and testing. We also maintain a strong relationship with our suppliers to ensure the quality of our raw materials.



About us







TEAM
ACTIVITIES

Our Certification



公司荣获 2019-2020 年度 厦门市成长型中小微企业


公司于 2019 年 12 月 11 日荣获厦门市工业和信息化局颁发的“厦门市成长型中小微企业”称号。该称号旨在表彰在厦门市注册、具有独立法人资格、营业收入在 1000 万元以下、资产总额在 1 亿元以下、符合国家产业政策、信用记录良好、发展前景广阔、具有较强成长性的中小微企业。公司作为新材料领域的领军企业，始终秉承“创新驱动、绿色发展”的理念，不断提升核心竞争力，为厦门市经济社会高质量发展做出了积极贡献。

公司荣获 2020-2022 年度 厦门市专精特新中小企业

公司于 2020 年 12 月 11 日荣获厦门市工业和信息化局颁发的“厦门市专精特新中小企业”称号。该称号旨在表彰在厦门市注册、具有独立法人资格、营业收入在 1000 万元以下、资产总额在 1 亿元以下、符合国家产业政策、信用记录良好、发展前景广阔、具有较强成长性的专精特新中小企业。公司作为新材料领域的领军企业，始终秉承“创新驱动、绿色发展”的理念，不断提升核心竞争力，为厦门市经济社会高质量发展做出了积极贡献。

公司荣获 2019-2021 年度 厦门市科技小巨人领军企业

公司于 2019 年 12 月 11 日荣获厦门市工业和信息化局颁发的“厦门市科技小巨人领军企业”称号。该称号旨在表彰在厦门市注册、具有独立法人资格、营业收入在 1000 万元以下、资产总额在 1 亿元以下、符合国家产业政策、信用记录良好、发展前景广阔、具有较强成长性的科技小巨人领军企业。公司作为新材料领域的领军企业，始终秉承“创新驱动、绿色发展”的理念，不断提升核心竞争力，为厦门市经济社会高质量发展做出了积极贡献。



公司获得多项荣誉，体现了公司在行业内的领先地位。

公司通过了多项国际认证，确保了产品和服务的质量。

公司获得了多项政府补贴，支持了公司的研发和创新。

公司自2018年起，连续三年被评为厦门市成长型中小微企业，这充分证明了公司在过去三年中，在营业收入、净利润、研发投入等方面均实现了快速增长，展现了强大的成长潜力。

公司通过了SAQM（安全质量管理体系）认证，这标志着公司在安全管理和质量管理方面达到了国际先进水平，为公司的可持续发展奠定了坚实的基础。

公司获得了多项政府补贴，这体现了政府对高科技企业的扶持。公司表示，将充分利用这些补贴，加大研发投入，推动技术创新，提升核心竞争力，为行业发展做出更大贡献。



公司获得了福建省排污许可证，确保了生产活动的合法合规。

公司获得了Verified Supplier认证，提升了公司的信誉和竞争力。

2007 年 12 月 31 日，本公司 2007 年度财务报告已经毕马威华振会计师事务所（特殊普通合伙）审计，并出具了标准无保留意见的审计报告。

2008 年 1 月 2 日，本公司召开 2008 年第一次临时股东大会，审议通过了《关于 2007 年度利润分配的议案》，决定以 2007 年 12 月 31 日总股本 100,000,000 股为基数，每股派发现金股利人民币 0.1 元（含税），共计派发现金股利人民币 10,000,000.00 元。

2008 年 1 月 2 日，本公司召开 2008 年第一次临时股东大会，审议通过了《关于 2007 年度利润分配的议案》，决定以 2007 年 12 月 31 日总股本 100,000,000 股为基数，每股派发现金股利人民币 0.1 元（含税），共计派发现金股利人民币 10,000,000.00 元。

2008 年 1 月 2 日，本公司召开 2008 年第一次临时股东大会，审议通过了《关于 2007 年度利润分配的议案》，决定以 2007 年 12 月 31 日总股本 100,000,000 股为基数，每股派发现金股利人民币 0.1 元（含税），共计派发现金股利人民币 10,000,000.00 元。

2008 年 1 月 2 日，本公司召开 2008 年第一次临时股东大会，审议通过了《关于 2007 年度利润分配的议案》，决定以 2007 年 12 月 31 日总股本 100,000,000 股为基数，每股派发现金股利人民币 0.1 元（含税），共计派发现金股利人民币 10,000,000.00 元。

2007 年 12 月 31 日，本公司 2007 年度财务报告已经毕马威华振会计师事务所（特殊普通合伙）审计，并出具了标准无保留意见的审计报告。

2008 年 1 月 2 日，本公司召开 2008 年第一次临时股东大会，审议通过了《关于 2007 年度利润分配的议案》，决定以 2007 年 12 月 31 日总股本 100,000,000 股为基数，每股派发现金股利人民币 0.1 元（含税），共计派发现金股利人民币 10,000,000.00 元。

2008 年 1 月 2 日，本公司召开 2008 年第一次临时股东大会，审议通过了《关于 2007 年度利润分配的议案》，决定以 2007 年 12 月 31 日总股本 100,000,000 股为基数，每股派发现金股利人民币 0.1 元（含税），共计派发现金股利人民币 10,000,000.00 元。

2008 年 1 月 2 日，本公司召开 2008 年第一次临时股东大会，审议通过了《关于 2007 年度利润分配的议案》，决定以 2007 年 12 月 31 日总股本 100,000,000 股为基数，每股派发现金股利人民币 0.1 元（含税），共计派发现金股利人民币 10,000,000.00 元。

2008 年 1 月 2 日，本公司召开 2008 年第一次临时股东大会，审议通过了《关于 2007 年度利润分配的议案》，决定以 2007 年 12 月 31 日总股本 100,000,000 股为基数，每股派发现金股利人民币 0.1 元（含税），共计派发现金股利人民币 10,000,000.00 元。




Quality Assurance




UNIVERSAL TESTING MACHINE(UTM)




Tensile Test




Tear Resistance Test



Compressive Strength



Indentation Force Deflection



INSPECTION STANDARD

The image displays a grid of 10 sample inspection reports from Finehope. Each report includes a header with the company name, report number, and date. The reports contain various sections such as 'Sample Description', 'Test Method', 'Test Results', and 'Remarks'. Some reports include photographs of the tested samples, data tables, and diagrams illustrating the test setup or results. The reports cover a range of different tests and materials.

MATERIAL PERFORMANCE TEST REPORT

This is the first page of a Material Performance Test Report. It includes the company logo, report number (No. 0020457201), date (20140723), and page number (Page 1/4). The report is for the Customer SERVICE DEPARTMENT. It contains a section for 'Sample Description' with fields for 'Material No.', 'Other Info.', 'Sample Processing Date', and 'Working Process'. There is also a 'Test Method' section with a list of standards and procedures used for the testing.

This is the second page of the report, featuring a 'Test Result' section. It contains a table with columns for 'No.', 'Test Item', 'Unit', 'Test Standard', 'Customer Requirement', and 'Customer Sample Data'. The table lists various test results for different properties like Tensile, Elongation, Tear, and Compression. Below the table, there are footnotes (F1, F2) providing additional context for the test results and how they are compared against requirements.

This is the third page of the report, showing 'Sample Photos'. It includes four photographs of the tested samples, each with a caption: 'Sample', 'Specimen for Tear Test', 'Sample', and 'Specimen for Tear Strength Test'. Below the photos, there is a note: 'The pictures is only used with the Sample Report from Finehope.' This page also contains some small text at the bottom regarding the report's validity and contact information.

Customer	
Location	New Zealand
Customer Code	G1019
Risk Assessment	
New:	Site <input type="checkbox"/> Technology <input type="checkbox"/> Process <input type="checkbox"/>
Other Risks	<input type="checkbox"/>

Project	
Finehope Contact	Wendy Yang
Part No.	
Part Name	G1019Y04
Change Level/Date	
User Plant(s)	Finehope

Core Team Members	Company/Title	Phone/Fax/E-Mail
Tiger Xu	G.M.	
Yubin Lim	Vice G.M.	
Cindy Wu	Sales Manager	cindy@finehope.com
Liangquan Wan	Project Manager	
Wendy Yang	Sales	wendy@finehope.com

Build Level	Material Required Date	Quantity	No. Concurrent	
			SRCs	Majors
Product Design and Develop	21-Jun-21	10		
Product and Process Validat	25-Jun-21	15		

APQP Deliverable	Finehope APQP Reference Only	G Y R	Project Need Date	Supplier Timing Date	Actual Closure Date	Supplier Lead Resp Inits	Finehope Acceptance Complete	Remarks or Assistance Required
1. Project Timeline (Synchronized w/Production Time Plan)	2030	G	20-Jun-21	21-Jun-21	21-Jun-21	22-Jun-21	23-Jun-21	/
2. Customer Inputs / Requirements	2030	G	23-Jun-21	24-Jun-21	24-Jun-21	25-Jun-21	26-Jun-21	/
3. Warranty & Quality Mitigation Plan	2030	G	24-Jun-21	25-Jun-21	25-Jun-21	26-Jun-21	27-Jun-21	/
4. Customer Specific Requirements	2030	G	25-Jun-21	26-Jun-21	26-Jun-21	27-Jun-21	28-Jun-21	/
5. Design FMEA	2080	G	26-Jun-21	27-Jun-21	27-Jun-21	28-Jun-21	29-Jun-21	/
6. Preliminary Bill of Materials (BOM)	2030	G	27-Jun-21	28-Jun-21	28-Jun-21	29-Jun-21	30-Jun-21	/
7. Prototype Control Plans	2110	G	28-Jun-21	29-Jun-21	29-Jun-21	30-Jun-21	1-Jul-21	/
8. Prototype Builds	2110	G	29-Jun-21	30-Jun-21	30-Jun-21	1-Jul-21	2-Jul-21	/
9. Design Verification Plan & Report (DVP&R)	2120	G	30-Jun-21	1-Jul-21	1-Jul-21	2-Jul-21	3-Jul-21	/
10. Design / Process Review	2130	G	1-Jul-21	2-Jul-21	2-Jul-21	3-Jul-21	4-Jul-21	/
11. Team Feasibility Commitment	2130	G	2-Jul-21	3-Jul-21	3-Jul-21	4-Jul-21	5-Jul-21	/
12. APQP Status Sub-Supplier	2130	G	3-Jul-21	4-Jul-21	4-Jul-21	5-Jul-21	6-Jul-21	/
13. Production Drawing & Specifications	2220	G	4-Jul-21	5-Jul-21	5-Jul-21	6-Jul-21	7-Jul-21	/
14. Subcontractor Purchase Orders (Customer Tooling)	2220	G	5-Jul-21	6-Jul-21	6-Jul-21	7-Jul-21	8-Jul-21	/
15. Facilities, Equipment, Tools and Gages	2260	G	6-Jul-21	7-Jul-21	7-Jul-21	8-Jul-21	9-Jul-21	/
AIAG APQP Phase 3 - Process Design and Development								
16. Product/Process and Quality System Review	3030	G	9-Jul-21	10-Jul-21	10-Jul-21	10-Jul-21	11-Jul-21	/
17. Manufacturing Process Flow Chart	3040	G	11-Jul-21	12-Jul-21	12-Jul-21	12-Jul-21	13-Jul-21	/
18. Process FMEA	3100	G	13-Jul-21	14-Jul-21	14-Jul-21	14-Jul-21	15-Jul-21	/
19. Pre-Launch Control Plan	3110	G	15-Jul-21	16-Jul-21	16-Jul-21	16-Jul-21	17-Jul-21	/
20. Process Work Instructions	3120	G	17-Jul-21	18-Jul-21	18-Jul-21	18-Jul-21	19-Jul-21	/
21. Measurement Systems Evaluation	3130	G	19-Jul-21	20-Jul-21	20-Jul-21	20-Jul-21	21-Jul-21	/
22. Packaging Specifications & Approvals	3160	G	21-Jul-21	22-Jul-21	22-Jul-21	22-Jul-21	23-Jul-21	/
23. Manufacturing Team Training	3170	G	23-Jul-21	24-Jul-21	24-Jul-21	24-Jul-21	25-Jul-21	/
AIAG APQP Phase 4 - Product and Process Validation								
24. Subcontractor PPAP Approval	4005	G	9-Jul-21	10-Jul-21	10-Jul-21	10-Jul-21	11-Jul-21	/
25. Production Control Plan	4008	G	11-Jul-21	12-Jul-21	12-Jul-21	12-Jul-21	13-Jul-21	/
26. Production Readiness Review (PRR)	4009	G	13-Jul-21	14-Jul-21	14-Jul-21	14-Jul-21	15-Jul-21	/
27. Production Trial Run (PTR)	4010	G	15-Jul-21	16-Jul-21	16-Jul-21	16-Jul-21	17-Jul-21	/
28. Process Capability Studies	4030	G	17-Jul-21	18-Jul-21	18-Jul-21	18-Jul-21	19-Jul-21	/
29. Production Validation Plan & Report (PV&R)	4090	G	19-Jul-21	20-Jul-21	20-Jul-21	20-Jul-21	21-Jul-21	/
30. Production Part Approval (PPAP)	4110	G	21-Jul-21	22-Jul-21	22-Jul-21	22-Jul-21	23-Jul-21	/
AIAG APQP Phase 5 - Feedback, Assessment and Corrective Action								
31. Initial Production Shipment	5005	G	20-Jul-21	30-Jul-21	30-Jul-21	30-Jul-21	31-Jul-21	/
32. Production Ramp-up Plan	5005	G	31-Jul-21	2-Aug-21	2-Aug-21	2-Aug-21	3-Aug-21	/
33. Full Production Date	5005	G	5-Aug-21	7-Aug-21	7-Aug-21	7-Aug-21	8-Aug-21	/
34. Conduct Lessons Learned	5005	G	8-Aug-21	10-Aug-21	10-Aug-21	10-Aug-21	11-Aug-21	/

Design Failure Mode and Effects Analysis (Design FMEA)

FMEA No.:
DFMEA-001

Page: page 1, totally 3 pages
Made: Xiaodong Qiu

Product Name: Injection moulding

Procedure responsible dept: Production Dept

Model year/vehicle types: CRV

Soybean Milk Maker

Important date: Nov.10th,2015

FMEA Date: Nov.10th,2015

People participated: Develop dept:GaoLin Wei

Sales:Haiyan Wu

PC:Jiannan Yan

Technology Dept:Jianyu Zhou

Purchaser:Yuanyuan Gou

Production dept:Shuwen Dong

QC:Bingxiang Zheng

procedure function requirements	Potential failure mode	Potential effects analysis	severity (S)	grade	potential causes/mechanisms of failure	frequency (O)	Current prevention process control	Current detection process control	detection (D)	RPN	recommended measures	Responsibility and target completion date	action results			
													severity (S)	frequency (O)	difficult to check (D)	RPN
scyphus	size changes of handle	handle cover fall off	6	A	PP size change	6	By adjusting the product of the injection molding process, and measure or test the clasp of product size	measure and test product size	3	108	Add the number of button bit in handle design, in order to keep the connection strength	Xiaodong Qiu 2015/08/25	6	1	1	6
scyphus	warping of scyphus handle	Poor appearance break	4	C	high handle wall	6	Add the stiffener to handle wall to prevent deformation	measure and test product size	2	48	if this problem appears, make improvement by Adding the stiffener	Xiaodong Qiu 2015/09/30	4	2	1	8
scyphus	Deformation of cup-mouth	Micro switch without power	8	A	PP material deformation, Resulting in a perpendicular direction to connect the cup and handle inward deformation, So that both sides of the sink, the micro switch column opposite sink, and	3	Adjust the injection molding process, to prevent extrusion	measure and test cup-mouth size	3	72	in the cup packing control the direction of the lateral dimension of no force, stipulate the way of packing	Xiaodong Qiu 2015/09/10	8	1	3	24

H-R-P-001-1

Process Failure Mode and Effects Analysis (PFMEA)

潜在失效模式和后果分析

FMEA No.FMEA20150325-01

Page 3

Maint:Wenhong-Huang

FMEA Date (Original):2015.03.25

Item:Welding Improvement

Process Responsibilities: Production welding group

Model year/project

Key Dates

Item 项目	Potential failure mode 潜在失效模式	Potential consequences of failure modes 失效的后果/潜在失效影响	Severity 严重度	Grade 等级	Potential causes of failure 失效的潜在原因	Occurrence degree 发生度	Current process control and prevention 现行过程控制/预防	Current process control detection 现行过程控制/检测	Detection rate 检测率	RPN	Suggest measures 建议措施	Responsibility and target completion date 责任及完成日期	Measure results/测量结果			
													Measures and effective date 措施及有效日期	Severity 严重度	Incidence rate 发生率	Detection degree 可检测度
Request 项目	Clamping is not in place 夹紧不到位	Welding error, leak, welding deviation, affect the assembly or use function 焊接错误、漏焊、焊接偏差, 影响装配或功能	6	B	● Staff negligence 人员疏忽 ● Failure for bad 器具定位不准	4	● Make the operation standard book 制定作业标准书 ● Make maintenance standards, regular maintenance 制定保养标准, 定期保养、维护 ● Regular checking of fixture 定期检查夹具	● Visual inspection 目视检测 ● Finished 100% full inspection 完成100%全检	6	144	● Pre-service training of staff 岗前培训 ● Regular maintenance 定期保养维护		6	3	4	72
Clamping (clamping required is in place, no missing or wrong loaded) 夹紧(夹紧要求到位, 无漏装、错装)	Clamping is not in place 夹紧不到位	Welding error, leak, welding deviation, affect the assembly or use function 焊接错误、漏焊、焊接偏差, 影响装配或功能	8	A	● Staff negligence 人员疏忽 ● Failure for bad 器具定位不准 ● Failure inaccurate 器具定位不准确	4	● Make the operation standard book 制定作业标准书 ● Make maintenance standards, regular maintenance 制定保养标准, 定期保养、维护 ● Regular checking of fixture 定期检查夹具	Visual inspection 目视检测	6	192	● Pre-service training of staff 岗前培训 ● Regular maintenance 定期保养维护 ● Make inspection checklist for fixture 制定夹具检查清单		8	3	4	96
Attachments missing 附件缺失	Affect product strength or influence the assembly 影响产品强度或影响装配		8	A	Staff negligence 人员疏忽	3	Make the operation standard book 制定作业标准书	Visual inspection 目视检测	4	96	Final inspection personnel do 100% full inspection for each bead with man 终检人员100%全检, 双人		8	2	2	32
Attachment error 附件错误	Influence assembly 影响装配		7	A	No mistake proofing fixture 无防错夹具	3	Make the operation standard book 制定作业标准书	Visual inspection 目视检测	6	126	● Increase the mistake proofing devices 增加防错装置 ● Inspection for final inspection tools 终检工具检测		7	2	4	56
False welding 假焊	Lack of strength, affect the use of function 强度不足, 影响使用功能		9	A	Current, voltage, welding angle, speed setting is not reasonable 电流、电压、焊接角度、速度设置不合理	4	● Welding process guidance making 制定焊接工艺指导书 ● Condition confirmation check 加工条件确认书 ● Confirm the failure test on a regular basis 定期确认失效试验	Destructive testing 破坏性试验	8	288	After the procedure is set up to confirm the processing conditions, the execution and marking of the failure test is performed. 工序设置完成后确认加工条件, 确认		9	3	4	108

Production Device

KRAUSS MAFFEI

Finehope has successively introduced many of the world's most advanced German KraussMaffei high-pressure injection machines since 2010.



Reaction Injection Molding (RIM) High Pressure Machine
KRAUSS MAFFEI
Made in Germany!



Self-invented fully automatic production line

Finehope has independently developed a number of fully automatic P-U injection production lines since 2010. These production lines reduce production costs and meet customer delivery requirements.



Welding Robots



Since 2016, Finehope has continued to purchase welding robots and automatic fixture turntables for welding metal parts. The independent processing of accessories saves the waiting time and procurement cost of outsourcing processing.

CNC Machine

Finehope has continued to purchase CNC equipment since 2016. CNC (Computer Numerically Controlled) machining is a manufacturing process in which pre-programmed computer software dictates the movement of factory tools and machinery. Using this type of machine versus manual machining can result in improved accuracy, increased production speeds, enhanced safety, increased efficiency and most importantly, help customers save costs and improve product quality.



Mould Release Agent Painting Robot



Since 2019, Finehope has purchased robots for spraying water-based release agents to improve the working environment, improve spraying quality and material utilization, and reduce labor costs.

3D printer

Finehope started to purchase 3D printers in 2015. 3D printing can realize rapid proofing of new product prototypes and templates for resin molds, and can also be used for faster and cheaper small batch production.



Social Responsibility

- **Audited by Sedex**

(Supplier business ethics information exchange)

Labor standard · health and safety · Environmental protection · Business ethics practice

- **Public-spirited**



Voluntary tree planting after Super Typhoon Meranti in 2016

A VALUE-BASED COMPANY

CUSTOMER FIRST

TEAMWORK

EMBRACE CHANGES

PASSION

INTEGRITY

COMMITMENT

