

**DMF/ A
report**

FREE

Mould

3D Design

**Product Inspection
Standard Setting**

Free Product Inspection Standard Setting:
In addition to the usual quantification of product physical properties and appearance standards, we will add REACH, RoHS, FDA, CA-65, or CFC Free to the standards according to customer needs.

Free Mould Opening:
Large order quantity with mould cost free.

Free 3D Design:
Finehope help customer design the desired product or modify the design for free.

Free DFM/A Report:
Finehope will show details and solutions of manufacturability and assemblability through PPT to help customers reduce trouble.



此項產品係由本公司自行研發，其外觀、結構、材料均與市場上其他產品不同，且其重量、透氣性、舒適度等均具有顯著優勢，故本公司特此聲明，凡購買本公司產品者，請認準本公司商標，以免誤購其他廠牌之產品。

產品名稱: 自行車安全帽
規格: S, M, L, XL
產品重量: 約 450g
顏色: 180-300 公分 / 3
材質: 輕質塑料
適用: 成人、青少年、兒童、男女皆可配戴，且其重量輕、透氣性好、舒適度佳
包裝: 每盒裝 1 頂，內附說明書
產品特點: 輕便、透氣、舒適、安全、耐用
價格: 每頂 50
認證: RoHS, CE, EN71-3, CA65
產地: 台灣、中國、越南



本公司於 2003 年 12 月通過 ISO 9001 國際標準認證

2007 年 12 月通過 IATF16949 國際標準認證

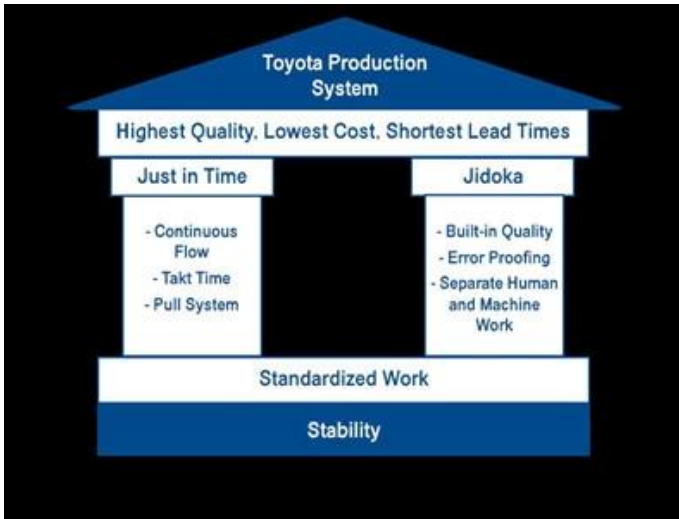
Our Advantages



本公司擁有先進的生產設備和技術，產品質量穩定，交貨期短。我們致力於為客戶提供優質的服務和產品。我們的生產線採用最先進的設備，確保生產過程的精確和高效。此外，我們還擁有完善的质量管理体系，確保每一批產品都符合國際標準。我們的技術研發團隊不斷創新，推出更多優質產品，滿足市場的需求。我們的服務團隊專業、誠信，為客戶提供從諮詢到售後的全面支持。歡迎各界人士垂詢和採購。



本公司擁有先進的生產設備和技術，產品質量穩定，交貨期短。我們致力於為客戶提供優質的服務和產品。我們的生產線採用最先進的設備，確保生產過程的精確和高效。此外，我們還擁有完善的质量管理体系，確保每一批產品都符合國際標準。我們的技術研發團隊不斷創新，推出更多優質產品，滿足市場的需求。我們的服務團隊專業、誠信，為客戶提供從諮詢到售後的全面支持。歡迎各界人士垂詢和採購。



1. 目標設定の重要性
 2. 目標設定の原則
 3. 目標設定の手法
 4. 目標設定のツール
 5. 目標設定の評価
 6. 目標設定の改善
 7. 目標設定の成功

1. 目標設定の重要性
 2. 目標設定の原則
 3. 目標設定の手法
 4. 目標設定のツール
 5. 目標設定の評価
 6. 目標設定の改善
 7. 目標設定の成功

Famous customer

Cooperation experience

<p>Engineering Vehicle</p> <p>BOYD CORPORATION TVH AIXAM</p> <p>Honeywell TIGA CAT</p>	<p>Medical Equipment</p> <p>Hill-Rom INVACARE MAQUET GETINGE GROUP</p> <p>DrPosture KiMobility</p>
<p>Baby Supplies</p> <p>Bumbo Nuby</p> <p>bugaboo chicco</p> <p>Hatch Baby GRACO</p>	<p>Fitness Equipment</p> <p>STAR TRAC BOWFLEX expect different.</p> <p>IB&G ergoDRIVEN NUVA BUILDING PRODUCTS</p> <p>Other</p> <p>PANDORA CubeFit Knoll UNFORGETTABLE MOMENTS</p>

目標設定の重要性

1. 目標設定の重要性

目標設定の重要性は、組織の成功に大きく影響します。明確な目標を設定することで、従業員は方向性を失わず、モチベーションを維持し、組織全体の生産性を向上させることができます。



About us







TEAM
ACTIVITIES

Our Certification



公司荣获 2019-2020 年度 厦门市成长型中小微企业


公司于 2019 年 12 月 11 日荣获厦门市工业和信息化局、厦门市中小企业发展办公室颁发的“2019-2020 年度厦门市成长型中小微企业”称号。该称号旨在表彰在成长型中小微企业中表现突出的企业，鼓励企业创新发展，提升核心竞争力。公司作为新材料领域的领军企业，始终秉承“专精特新”的发展理念，不断提升产品质量和技术水平，为行业发展做出积极贡献。

公司荣获 2020-2022 年度 厦门市专精特新中小企业

公司于 2020 年 8 月 10 日荣获厦门市工业和信息化局、厦门市中小企业发展办公室颁发的“2020-2022 年度厦门市专精特新中小企业”称号。该称号旨在表彰在专精特新领域表现突出的企业，鼓励企业聚焦主业，提升专业化水平。公司作为新材料领域的领军企业，始终秉承“专精特新”的发展理念，不断提升产品质量和技术水平，为行业发展做出积极贡献。

公司荣获 2019-2021 年度 厦门市科技小巨人领军企业

公司于 2019 年 12 月 11 日荣获厦门市工业和信息化局、厦门市中小企业发展办公室颁发的“2019-2021 年度厦门市科技小巨人领军企业”称号。该称号旨在表彰在科技领域表现突出的企业，鼓励企业加大研发投入，提升创新能力。公司作为新材料领域的领军企业，始终秉承“专精特新”的发展理念，不断提升产品质量和技术水平，为行业发展做出积极贡献。



公司获得多项荣誉，体现了公司在技术创新、产品质量、安全生产等方面取得的成就。

公司通过了ISO 9001质量管理体系认证、ISO 14001环境管理体系认证、ISO 45001职业健康安全管理体系认证，并获得了SAQM安全质量管理体系认证。

公司获得了福建省高新技术企业认定，并入选了厦门市科技小巨人领军企业名单。

2018年，公司通过了高新技术企业认定，并获得了福建省高新技术企业认定证书。公司还获得了福建省科技型中小企业认定证书，并入选了福建省科技型中小企业名单。

公司还获得了福建省专精特新中小企业认定证书，并入选了福建省专精特新中小企业名单。公司还获得了福建省科技型中小企业认定证书，并入选了福建省科技型中小企业名单。

公司还获得了福建省科技型中小企业认定证书，并入选了福建省科技型中小企业名单。公司还获得了福建省专精特新中小企业认定证书，并入选了福建省专精特新中小企业名单。



公司通过了福建省高新技术企业认定，并获得了福建省高新技术企业认定证书。

公司通过了福建省专精特新中小企业认定，并获得了福建省专精特新中小企业认定证书。

අධ්‍යක්ෂවරයාගේ සංකල්පය මත පදනම්ව සකස් කළ
නිවැසියන්ගේ සේවා සහ ප්‍රවේශයන් පිළිබඳව
සඳහන දැනුම් දීමකට හේතු වන බැවින්
විද්‍යාලයේ අධ්‍යක්ෂවරයා විසින්
“නිවැසියන්ගේ සේවා සහ ප්‍රවේශයන්
පිළිබඳව” නමින් පත්‍රයක් නිකුත් කර තිබේ.
විද්‍යාලයේ අධ්‍යක්ෂවරයා විසින්
නිවැසියන්ගේ සේවා සහ ප්‍රවේශයන්
පිළිබඳව සඳහන දැනුම් දීමකට හේතු වන බැවින්
විද්‍යාලයේ අධ්‍යක්ෂවරයා විසින්
පත්‍රයක් නිකුත් කර තිබේ. “නිවැසියන්ගේ
සේවා සහ ප්‍රවේශයන්” නමින් පත්‍රයක්
නිකුත් කර තිබේ. විද්‍යාලයේ අධ්‍යක්ෂවරයා
විසින් පත්‍රයක් නිකුත් කර තිබේ. විද්‍යාලයේ
අධ්‍යක්ෂවරයා විසින් පත්‍රයක් නිකුත් කර තිබේ.

2007 වසර මුළු දිනට, විද්‍යාලයේ අධ්‍යක්ෂවරයා
නිවැසියන්ගේ සේවා සහ ප්‍රවේශයන් පිළිබඳව
සඳහන දැනුම් දීමකට හේතු වන බැවින්
විද්‍යාලයේ අධ්‍යක්ෂවරයා විසින්
නිවැසියන්ගේ සේවා සහ ප්‍රවේශයන්
පිළිබඳව සඳහන දැනුම් දීමකට හේතු වන බැවින්
විද්‍යාලයේ අධ්‍යක්ෂවරයා විසින්
පත්‍රයක් නිකුත් කර තිබේ. “නිවැසියන්ගේ
සේවා සහ ප්‍රවේශයන්” නමින් පත්‍රයක්
නිකුත් කර තිබේ. විද්‍යාලයේ අධ්‍යක්ෂවරයා
විසින් පත්‍රයක් නිකුත් කර තිබේ. විද්‍යාලයේ
අධ්‍යක්ෂවරයා විසින් පත්‍රයක් නිකුත් කර තිබේ.

Quality Assurance



UNIVERSAL TESTING MACHINE(UTM)



Tensile Test




Tear Resistance Test



Compressive Strength



Indentation Force Deflection



INSPECTION STANDARD

MATERIAL PERFORMANCE TEST REPORT

Finehope
Test Report No. 00201457201 Date: 20140723 Page 1/4
 Customer: CUSTOMER SERVICE DEPARTMENT

The following samples were submitted and identified by/on behalf of the client as:

Sample Description: UHMW and MHD (underdevelopment)
 Material No.: 1
 Other info.: 1
 Sample Processing Date: 20140724
 Working Process: 20140723

Test Method

- 101 ASTM D2014-2011 Test of Density, Test Agency
- 102 ASTM D2014-2011 Test of Density, Test Agency
- 103 ASTM D2014-2011 Test of Density, Test Agency
- 104 ASTM D2014-2011 Test of Density, Test Agency
- 105 ASTM D2014-2011 Test of Density, Test Agency
- 106 ASTM D2014-2011 Test of Density, Test Agency
- 107 ASTM D2014-2011 Test of Density, Test Agency
- 108 ASTM D2014-2011 Test of Density, Test Agency
- 109 ASTM D2014-2011 Test of Density, Test Agency
- 110 ASTM D2014-2011 Test of Density, Test Agency
- 111 ASTM D2014-2011 Test of Density, Test Agency
- 112 ASTM D2014-2011 Test of Density, Test Agency
- 113 ASTM D2014-2011 Test of Density, Test Agency
- 114 ASTM D2014-2011 Test of Density, Test Agency
- 115 ASTM D2014-2011 Test of Density, Test Agency
- 116 ASTM D2014-2011 Test of Density, Test Agency
- 117 ASTM D2014-2011 Test of Density, Test Agency
- 118 ASTM D2014-2011 Test of Density, Test Agency
- 119 ASTM D2014-2011 Test of Density, Test Agency
- 120 ASTM D2014-2011 Test of Density, Test Agency

Finehope
Test Report No. 00201457201 Date: 20140723 Page 2/4
 Customer: CUSTOMER SERVICE DEPARTMENT

Test Result

No.	Test Item	Unit	Test Standard	Customer Requirement	Customer Sample (unit)	Customer Sample (unit)
1	2	3	4	5	6	7
1	Density	g/cm ³	ASTM D2014	0.93	0.93	0.93
2	Hardness	HR	ASTM D2014	50	50	50
3	Strength	MPa	ASTM D2014	10	10	10
4	Impact	J/m ²	ASTM D2014	10	10	10
5	Modulus	GPa	ASTM D2014	1.0	1.0	1.0
6	Strength	MPa	ASTM D2014	1.0	1.0	1.0
7	Strength	MPa	ASTM D2014	1.0	1.0	1.0
8	Strength	MPa	ASTM D2014	1.0	1.0	1.0
9	Strength	MPa	ASTM D2014	1.0	1.0	1.0
10	Strength	MPa	ASTM D2014	1.0	1.0	1.0

FIG.
 1. In order to make the strength of two child seats can be compared, see the test specimen in the same background color. Every seat has been tested in one side to its test strength through test comparison.
 2. For the specific grade value in the above test result, it is the value of specimen with skin on one side, and the actual value of the whole sample.

Finehope
Test Report No. 00201457201 Date: 20140723 Page 3/4
 Customer: CUSTOMER SERVICE DEPARTMENT

Sketch Picture

100 pictures is only used with the Serial report from Finehope.

Customer	
Location	New Zealand
Customer Code	G1019
Risk Assessment	
New:	Site <input type="checkbox"/> Technology <input type="checkbox"/> Process <input type="checkbox"/>
Other Risks	<input type="checkbox"/>

Project	
Finehope Contact	Wendy Yang
Part No.	
Part Name	G1019Y04
Change Level/Date	
User Plant(s)	Finehope

Core Team Members	Company/Title	Phone/Fax/E-Mail
Tiger Xu	G.M.	
Yibin Lim	Vice G.M.	
Cindy Wu	Sales Manager	cindy@finehope.com
Liangquan Wan	Project Manager	
Wendy Yang	Sales	wendy@finehope.com

Build Level	Material Required Date	Quantity	No. Concurrent	
			SRCs	Majors
Product Design and Develop	21-Jun-21	10		
Product and Process Validat	25-Jun-21	15		

APQP Deliverable	Finehope APQP Reference Only	G Y R	Project Need Date	Supplier Timing Date	Actual Closure Date	Supplier Lead Resp Inits	Finehope Acceptance Complete	Remarks or Assistance Required
1. Project Timeline (Synchronized w/Production Time Plan)	2030	G	20-Jun-21	21-Jun-21	21-Jun-21	22-Jun-21	23-Jun-21	/
2. Customer Inputs / Requirements	2030	G	23-Jun-21	24-Jun-21	24-Jun-21	25-Jun-21	26-Jun-21	/
3. Warranty & Quality Mitigation Plan	2030	G	24-Jun-21	25-Jun-21	25-Jun-21	26-Jun-21	27-Jun-21	/
4. Customer Specific Requirements	2030	G	25-Jun-21	26-Jun-21	26-Jun-21	27-Jun-21	28-Jun-21	/
5. Design FMEA	2080	G	26-Jun-21	27-Jun-21	27-Jun-21	28-Jun-21	29-Jun-21	/
6. Preliminary Bill of Materials (BOM)	2030	G	27-Jun-21	28-Jun-21	28-Jun-21	29-Jun-21	30-Jun-21	/
7. Prototype Control Plans	2110	G	28-Jun-21	29-Jun-21	29-Jun-21	30-Jun-21	1-Jul-21	/
8. Prototype Builds	2110	G	29-Jun-21	30-Jun-21	30-Jun-21	1-Jul-21	2-Jul-21	/
9. Design Verification Plan & Report (DVP&R)	2120	G	30-Jun-21	1-Jul-21	1-Jul-21	2-Jul-21	3-Jul-21	/
10. Design / Process Review	2130	G	1-Jul-21	2-Jul-21	2-Jul-21	3-Jul-21	4-Jul-21	/
11. Team Feasibility Commitment	2130	G	2-Jul-21	3-Jul-21	3-Jul-21	4-Jul-21	5-Jul-21	/
12. APQP Status Sub-Supplier	2130	G	3-Jul-21	4-Jul-21	4-Jul-21	5-Jul-21	6-Jul-21	/
13. Production Drawing & Specifications	2220	G	4-Jul-21	5-Jul-21	5-Jul-21	6-Jul-21	7-Jul-21	/
14. Subcontractor Purchase Orders (Customer Tooling)	2220	G	5-Jul-21	6-Jul-21	6-Jul-21	7-Jul-21	8-Jul-21	/
15. Facilities, Equipment, Tools and Gages	2260	G	6-Jul-21	7-Jul-21	7-Jul-21	8-Jul-21	9-Jul-21	/
AIAG APQP Phase 3 - Process Design and Development								
16. Product/Process and Quality System Review	3030	G	9-Jul-21	10-Jul-21	10-Jul-21	10-Jul-21	11-Jul-21	/
17. Manufacturing Process Flow Chart	3040	G	11-Jul-21	12-Jul-21	12-Jul-21	12-Jul-21	13-Jul-21	/
18. Process FMEA	3100	G	13-Jul-21	14-Jul-21	14-Jul-21	14-Jul-21	15-Jul-21	/
19. Pre-Launch Control Plan	3110	G	15-Jul-21	16-Jul-21	16-Jul-21	16-Jul-21	17-Jul-21	/
20. Process Work Instructions	3120	G	17-Jul-21	18-Jul-21	18-Jul-21	18-Jul-21	19-Jul-21	/
21. Measurement Systems Evaluation	3130	G	19-Jul-21	20-Jul-21	20-Jul-21	20-Jul-21	21-Jul-21	/
22. Packaging Specifications & Approvals	3160	G	21-Jul-21	22-Jul-21	22-Jul-21	22-Jul-21	23-Jul-21	/
23. Manufacturing Team Training	3170	G	23-Jul-21	24-Jul-21	24-Jul-21	24-Jul-21	25-Jul-21	/
AIAG APQP Phase 4 - Product and Process Validation								
24. Subcontractor PPAP Approval	4005	G	9-Jul-21	10-Jul-21	10-Jul-21	10-Jul-21	11-Jul-21	/
25. Production Control Plan	4008	G	11-Jul-21	12-Jul-21	12-Jul-21	12-Jul-21	13-Jul-21	/
26. Production Readiness Review (PRR)	4009	G	13-Jul-21	14-Jul-21	14-Jul-21	14-Jul-21	15-Jul-21	/
27. Production Trial Run (PTR)	4010	G	15-Jul-21	16-Jul-21	16-Jul-21	16-Jul-21	17-Jul-21	/
28. Process Capability Studies	4030	G	17-Jul-21	18-Jul-21	18-Jul-21	18-Jul-21	19-Jul-21	/
29. Production Validation Plan & Report (PV&R)	4090	G	19-Jul-21	20-Jul-21	20-Jul-21	20-Jul-21	21-Jul-21	/
30. Production Part Approval (PPAP)	4110	G	21-Jul-21	22-Jul-21	22-Jul-21	22-Jul-21	23-Jul-21	/
AIAG APQP Phase 5 - Feedback, Assessment and Corrective Action								
31. Initial Production Shipment	5005	G	20-Jul-21	30-Jul-21	30-Jul-21	30-Jul-21	31-Jul-21	/
32. Production Ramp-up Plan	5005	G	31-Jul-21	2-Aug-21	2-Aug-21	2-Aug-21	3-Aug-21	/
33. Full Production Date	5005	G	5-Aug-21	7-Aug-21	7-Aug-21	7-Aug-21	8-Aug-21	/
34. Conduct Lessons Learned	5005	G	8-Aug-21	10-Aug-21	10-Aug-21	10-Aug-21	11-Aug-21	/

Design Failure Mode and Effects Analysis (Design FMEA)

FMEA No.:
DFMEA-001

Page: page 1, totally 3 pages
Made: Xiaodong Qiu

Product Name: Injection moulding

Procedure responsible dept: Production Dept

Model year/vehicle types: CRV

Soybean Milk Maker

Important date: Nov.10th,2015

FMEA Date: Nov.10th,2015

People participated: Develop dept:GaoLin Wei

Sales:Haiyan Wu

PC:Jiannan Yan

Technology Dept:Jianyu Zhou

Purchaser:Yuanyuan Gou

Production dept:Shuwen Dong

QC:Bingxiang Zheng

procedure function requirements	Potential failure mode	Potential effects analysis	severity (S)	grade	potential causes/mechanisms of failure	frequency (O)	Current prevention process control	Current detection process control	detection (D)	RPN	recommended measures	Responsibility and target completion date	action results				
													severity (S)	frequency (O)	difficult to check (D)	RPN	
scyphus	size changes of handle	handle cover fall off	6	A	PP size change	6	By adjusting the product of the injection molding process, and measure or test the clasp of product size	measure and test product size	3	108	Add the number of button bit in handle design, in order to keep the connection strength	Xiaodong Qiu 2015/08/25	By adjusting the product of the injection molding process, and measure or test product size	6	1	1	6
scyphus	warping of scyphus handle	Poor appearance break	4	C	high handle wall	6	Add the stiffener to handle wall to prevent deformation	measure and test product size	2	48	if this problem appears, make improvement by Adding the stiffener	Xiaodong Qiu 2015/09/30	Add the stiffener to handle wall to prevent deformation	4	2	1	8
scyphus	Deformation of cup-mouth	Micro switch without power	8	A	PP material deformation, Resulting in a perpendicular direction to connect the cup and handle inward deformation, So that both sides of the 球, the micro switch column opposite sink., and	3	Adjust the injection molding process, to prevent extrusion	measure and test cup-mouth size	3	72	in the cup packing control the direction of the lateral dimension of no force, stipulate the way of packing	Xiaodong Qiu 2015/09/10	stipulate the cup use egg cell methods to put the packing which do not squeeze each other	8	1	3	24

H-R-P-001-1

Process Failure Mode and Effects Analysis (PFMEA)

潜在失效模式和后果分析

FMEA No.FMEA20150325-01

Page 3

Maint:Wenhong-Huang

FMEA Date (Original):2015.03.25

Item:Welding Improvement

Process Responsibilities: Production welding group

Model year/project

Key Dates

Item 项目	Potential failure mode 潜在失效模式	Potential consequences of failure modes 失效的后果/潜在失效模式	Severity 严重度	Grade 等级	Potential causes of failure 失效的潜在原因	Occurrence degree 发生度	Current process control and prevention 现行过程控制/预防	Current process control detection 现行过程控制/检测	Detection rate 检测率	RPN	Suggest measures 建议措施	Responsibility and target completion date 责任及目标完成日期	Measure results/测量结果			
													Measures and effective date 措施及有效日期	Severity 严重度	Incidence rate 发生率	Detection degree 可检测度
	Clamping is not in place 夹紧不到位	Welding error, leak, welding deviation, affect the assembly or use function 焊接错误、漏焊、焊接偏差, 影响装配或使用功能	8	B	● Staff negligence 人员疏忽 ● Failure for bad 器具/设备不良	4	● Make the operation standard book 制定作业指导书 ● Make maintenance standards, regular maintenance 制定保养标准, 定期保养, 维护 ● Regular checking of fixture 定期检查夹具	● Visual inspection 目视检测 ● Finished 100% full inspection 完成100%全检	6	144	● Pre-service training of staff 岗前培训 ● Regular maintenance 定期维护 ● Regular maintenance 定期维护		6	3	4	72
	Clamping (clamping required is in place, no missing or wrong loaded) 夹紧(夹紧要求在位, 无漏装/错装)	Welding error, leak, welding deviation, affect the assembly or use function 焊接错误、漏焊、焊接偏差, 影响装配或使用功能	8	A	● Staff negligence 人员疏忽 ● Failure for bad 器具/设备不良 ● Failure inaccurate 器具定位不准确	4	● Make the operation standard book 制定作业指导书 ● Make maintenance standards, regular maintenance 制定保养标准, 定期保养, 维护 ● Regular checking of fixture 定期检查夹具	Visual inspection 目视检测	6	192	● Pre-service training of staff 岗前培训 ● Regular maintenance 定期维护 ● Make inspection checklist for fixture 制定夹具检查清单		8	3	4	96
	Attachments missing 附件缺失	Affect product strength or influence the assembly 影响产品强度或影响装配	8	A	Staff negligence 作业人员疏忽	3	Make the operation standard book 制定作业指导书	Visual inspection 目视检测	4	96	Final inspection personnel do 100% full inspection for each bead with man 终检人员100%全检, 双人		8	2	2	32
	Attachment error 附件错误	Influence assembly 影响装配	7	A	No mistake proofing fixture 无防错夹具	3	Make the operation standard book 制定作业指导书	Visual inspection 目视检测	6	126	● Increase the mistake proofing devices 增加防错装置 ● Inspection for final inspection tools 终检工具检查		7	2	4	56
	False welding 假焊	Lack of strength, affect the use of function 强度不足, 影响使用功能	9	A	Current, voltage, welding angle, speed setting is not reasonable 电流、电压、焊接角度、速度设置不合理	4	● Welding process guidance making 制定焊接工艺指导书 ● Condition confirmation check 加工条件确认 ● Confirm the failure test on a regular basis 定期确认失效试验	Destructive testing 破坏性试验	8	288	After the procedure is set up to confirm the processing conditions, the execution and marking of the failure test is performed. 工序设置完成后确认加工条件, 确认		9	3	4	108

Production Device

KRAUSS MAFFEI

Finehope has successively introduced many of the world's most advanced German KraussMaffei high-pressure injection machines since 2010.



Reaction Injection Molding (RIM) High Pressure Machine KRAUSS MAFFEI Made in Germany!



Self-invented fully automatic production line

Finehope has independently developed a number of fully automatic P-U injection production lines since 2010. These production lines reduce production costs and meet customer delivery requirements.



Welding Robots



Since 2016, Finehope has continued to purchase welding robots and automatic fixture turntables for welding metal parts. The independent processing of accessories saves the waiting time and procurement cost of outsourcing processing.

CNC Machine

Finehope has continued to purchase CNC equipment since 2016. CNC (Computer Numerically Controlled) machining is a manufacturing process in which pre-programmed computer software dictates the movement of factory tools and machinery. Using this type of machine versus manual machining can result in improved accuracy, increased production speeds, enhanced safety, increased efficiency and most importantly, help customers save costs and improve product quality.



Mould Release Agent Painting Robot



Since 2019, Finehope has purchased robots for spraying water-based release agents to improve the working environment, improve spraying quality and material utilization, and reduce labor costs.

3D printer

Finehope started to purchase 3D printers in 2015. 3D printing can realize rapid proofing of new product prototypes and templates for resin molds, and can also be used for faster and cheaper small batch production.



Social Responsibility

- **Audited by Sedex**

(Supplier business ethics information exchange)

Labor standard · health and safety · Environmental protection · Business ethics practice

- **Public-spirited**



Voluntary tree planting after Super Typhoon Meranti in 2016

A VALUE-BASED COMPANY

CUSTOMER FIRST

TEAMWORK

EMBRACE CHANGES

PASSION

INTEGRITY

COMMITMENT