定制 **pu** 聚氨酯防水割草機座椅

材質: pu泡沫鐵

類型: 聚氨酯泡沫
尺寸（長寬高）: 431x429x238mm
顏色: 黑色，灰色，更多定制
材質: 聚氨酯鐵
密度: 150-200kg/m3
起訂量: 100 件

用途: 割草機座椅

證書: RoHS、REACH、EN71-3、CA65

Finehope 自 **2003** 年起連續獲得 **ISO 9001** 證書。

IATF16949認證:

中國 pu 割草機零件供應商 Finehope於2021年通過了IATF16949汽車質量管理體系認證，50多份文件保證了新產品開發的進度，試制和量產產品的質量、交貨期和成本。

自 2007 年 Finehope 與 Caterpillar 合作以來，Finehope 使用汽車質量管理體系進行新產品導入，使用 SPC、MSA、FMEA、APQP 和 PPAP 五個工具，贏得了卡特彼勒高管的讚譽，並建立了長期的迄今為止的長期合作夥伴關係。

Our Advandages

PU原料研發能力

從2002年開始，Finehope一直致力於PU模壓發泡產品的設計和製造。自主研發的配方材料和穩定的生產能力是品質保證的基礎。

Finehope可根據客戶“個性化產品的定制需求，如對硬度、彈性、支撐、手感、密度、顏色等理化性能的要求，隨時調整產品配方，並能做出符合配方要求的產品”隨著各國的法律法規，當然好的配方也要考慮到最佳的性價比，對於新項目來說，能否開發出PU配方是保證產品開髮質量、交期和成本的關鍵條件。

自動化設備設計製造能力

Finehope的自動化設備設計製造能力在行業內是罕見的。通過參與新型PU注塑混合設備的設計和生產線的自動化改造，確保在中國人口紅利的競爭下減少人工成本不斷上升，生產效率也可以提高，人工和材料成本也可以降低。此外，夾具、專用設備、自動化模具等關鍵設備的持續設計製造能力也是Finehope在各方面處於領先地位的原因。

Finehope不斷降低成本和創新產品的能力可以幫助客戶帶來更大的價值。因此，它是眾多世界500強公司和行業領先公司的可靠長期合作夥伴。

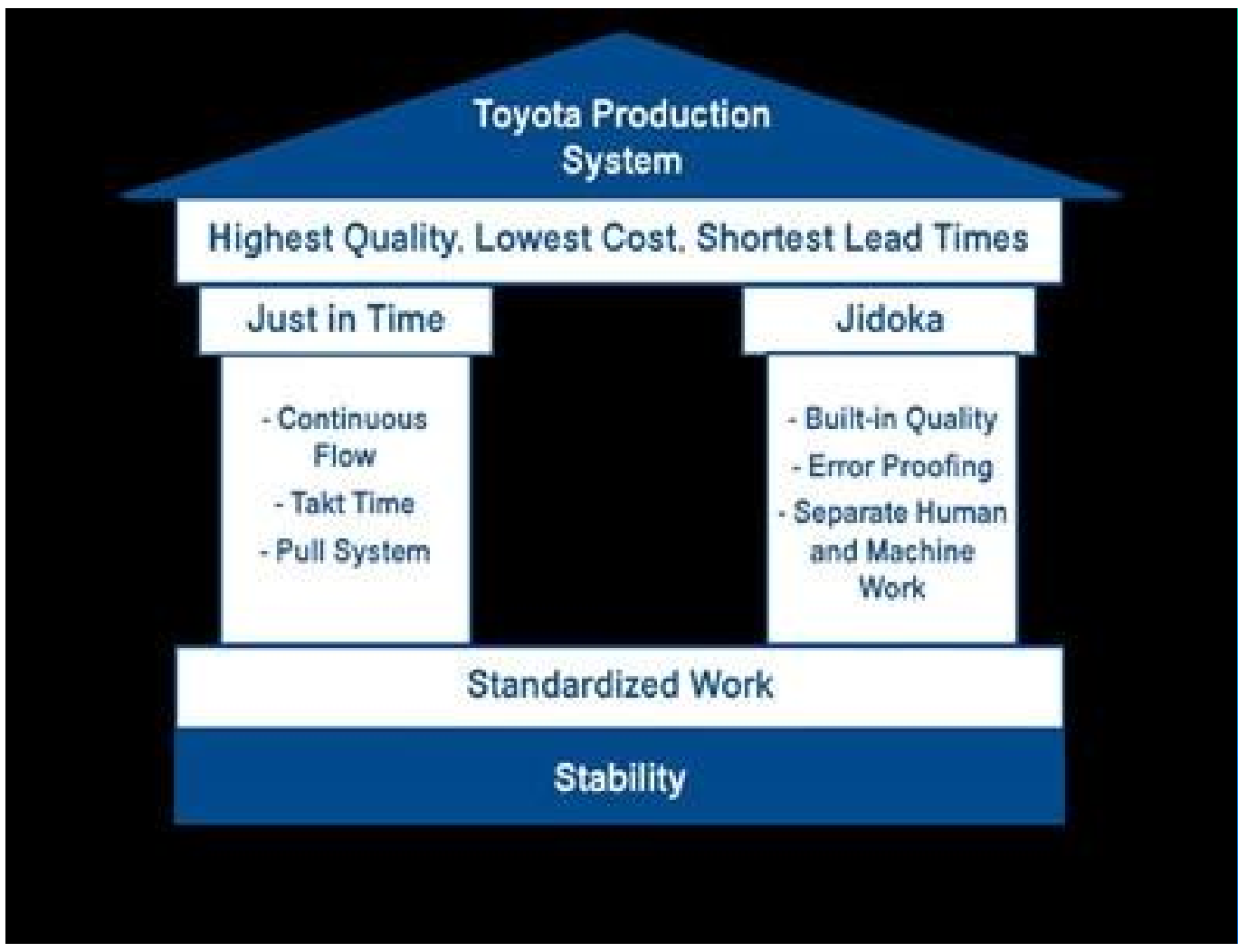

□□□□□□

Finehope □□ □□□□□□□□ □□□

□□ pu □□□□□□□□ Finehope□□



□□□□

1. □□□□□Finehope□

Finehope□□□□□□□□PU□□□□□□□□□□□□□□□□□□PU□□□□□□□□□□□□□□□□□□□□□□□□□□□□CAT□FIAT□TVH□STIGA□□□□□□12□□

2□□□Finehope□□□□□□

1□□□□□□□□□□□□□□□□□□□□□□

2) □□□□□□□□□□□□□□□□□□□□□

3) Finehope□□

客戶和製造商。

4）精益生產管理模式。

5）幫助客戶開發和設計新產品。

6）具有豐富的PU產品設計加工經驗。

7）Finehope是中國擁有國內外發明專利技術和知識產權的高新技術企業財產。

3、Finehope和國內同行有什麼區別?

1）質量保證：高級質量計劃（APQP）。

2）Finehope具有豐富的服務國際大型企業的經驗。

3）擁有專業的聚氨酯材料科研團隊。

4）具有生產設備和模具的自主設計、製造和創新能力。

5）有工程師團隊負責質量保證體系和質量控制。

4. Finehope與歐美同行有何不同?

1）擁有完善成熟的配套供應鏈。

2）降低模具成本。

3）開發設計能力高，流程時間短。

4）成本優勢和良好的服務態度。

5、PU產品有哪些應用?

汽車、工程機械、運動健身器材、醫療機械及日常家居用品等。

About us

OUR
SAMPLE
ROOM

Our Certification

厦門成長型中小微企業

Finehope自2019年起被評為“廈門成長型中小微企業”。是廈門市政府根據Finehope的各項綜合指標、增長模式、行業品牌實力、良好的企業信譽等評分結果，頒發此證書。這證明Finehope在全市數千家中小企業中脫穎而出。

廈門專業化、精化、差異化、創新型中小企業

Finehope自2020年起被評為“廈門專精特化創新型中小企業”。“專精特化創新型中小企業”是指主業突出、專業能力強、研發創新能力強、發展潛力大的中小企業。主要集中在新一代信息技術、高端裝備製造、新能源、新材料、生物醫藥等中高端產業。鼓勵創新，實現專業化、改革化、專業化。

廈門科技小巨人龍頭企業

2019年起，Finehope入選廈門科技小巨人龍頭企業。該證書由廈門市政府五部門聯合頒發。評選標準聚焦新一代信息技術、高端裝備、新材料、新能源、生物與新醫藥、節能環保、海洋高新技術等戰略性新興產業。獲此殊榮，表明Finehope在新信息技術、新材料方面走在行業前列。

食品藥品監督管理局認證

Finehope從此每年都通過食品藥品監督管理局的認證
2018年食品藥品監督管理局批复，意味著Finehope生產的產品獲得國外政府證書（CFG），可以順利進入全球市場。

兩化融合管理體系證書

該證書由慶門市政府評估，上海質量管理科學研究院頒發。
該證書體現了Finehope信息化與工業化深度融合的水平，Finehope將繼續走新路

安全生產標準化證書

製造安全對於預防或減少工作場所受傷、疾病和死亡的風險非常重要。
Finehope 總經理 Tiger Side: “只有那些繼續強調安全作為首要問題的製造設施才能在當今的市場上保持高生產力和競爭力。”

福建省排污許可證

排污許可證是所有排污單位的“身份證”，由慶門市環保局頒發。
習近平總書記強調“要像保護眼睛一樣保護生態環境，像對待生命一樣對待生態環境”。李克強總理說：“環境污染危害民生，痛心疾首。

第三方——TUV認證

自2007年起，Finehope不斷通過TUV認證，成為阿里巴巴認證供應商。
Verified Supplier 是經過阿里巴巴平台權威實力驗證的優質供應商。通過線上線下現場審核，對商戶企業資質、產品資質、企業能力等綜合實力進行審核驗證。

Quality Assurance

UNIVERSAL TESTING MACHINE(UTM)

Tensile Test



Tear Resistance Test



Compressive Strength





Indentation Force Deflection

INSPECTION STANDARD



MATERIAL PERFORMANCE TEST REPORT







Advanced Product Quality Planning

Date: 01-Oct-17

Customer	[redacted]
Location	New Zealand
Customer Code	G1019
Risk Assessment	
New: Site ☐ Technology ☐ Process ☐	
Other Risks: ☐	

Project	[redacted]
Finehope Contact	Wendy Yang
Part No.	[redacted]
Part Name	G1019Y04
Change Level/Date	
User Plant(s)	Finehope

Core Team Members	Company/Title	Phone/Fax/E-Mail
Tiger Xu	G.M.	[redacted]
Yibin Lim	Vice G.M.	[redacted]
Cindy Wu	Sales Manager	cindy@finehope.com
Liangquan Wan	Project Manager	
Wendy Yang	Sales	wendy@finehope.com

Build Level	Material Required Date	Quantity	No. Concurred SRCs	No. Concurred Majors		
Product Design and Develop	21-Jun-21	10				
Product and Process Validat	25-Jun-21	15				

APQP Deliverable	Finehope APQP Reference Only	G / Y / R	Project Need Date	Supplier Timing Date	Actual Closure Date	Supplier Lead Resp Initials	Finehope Acceptance Complete	Remarks or Assistance Required
AIAG APQP Phase 2 - Product Design and Development								
1. Project Timeline (Synchronized w/Production Time Plan	2030	G	20-Jun-21	21-Jun-21	21-Jun-21	22-Jun-21	23-Jun-21	/
2. Customer Inputs / Requirements	2030	G	23-Jun-21	24-Jun-21	24-Jun-21	25-Jun-21	26-Jun-21	/
3. Warranty & Quality Mitigation Plan	2030	G	24-Jun-21	25-Jun-21	25-Jun-21	26-Jun-21	27-Jun-21	/
4. Customer Specific Requirements	2050	G	25-Jun-21	26-Jun-21	26-Jun-21	27-Jun-21	28-Jun-21	/
5. Design FMEA	2080	G	26-Jun-21	27-Jun-21	27-Jun-21	28-Jun-21	29-Jun-21	/
6. Preliminary Bill of Materials (BOM)	2090	G	27-Jun-21	28-Jun-21	28-Jun-21	29-Jun-21	30-Jun-21	/
7. Prototype Control Plans	2110	G	28-Jun-21	29-Jun-21	29-Jun-21	30-Jun-21	1-Jul-21	/
8. Prototype Builds	2110	G	29-Jun-21	30-Jun-21	30-Jun-21	1-Jul-21	2-Jul-21	/
9. Design Verification Plan & Report (DVP&R)	2120	G	30-Jun-21	1-Jul-21	1-Jul-21	2-Jul-21	3-Jul-21	/
10. Design / Process Review	2130	G	1-Jul-21	2-Jul-21	2-Jul-21	3-Jul-21	4-Jul-21	/
11. Team Feasibility Commitment	2130	G	2-Jul-21	3-Jul-21	3-Jul-21	4-Jul-21	5-Jul-21	/
12. APQP Status Sub-Supplier	2130	G	3-Jul-21	4-Jul-21	4-Jul-21	5-Jul-21	6-Jul-21	/
13. Production Drawing & Specifications	2220	G	4-Jul-21	5-Jul-21	5-Jul-21	6-Jul-21	7-Jul-21	/
14. Subcontractor Purchase Orders (Customer Tooling	2250	G	5-Jul-21	6-Jul-21	6-Jul-21	7-Jul-21	8-Jul-21	/
15. Facilities, Equipment, Tools and Gages	2260	G	6-Jul-21	7-Jul-21	7-Jul-21	8-Jul-21	9-Jul-21	/
AIAG APQP Phase 3 - Process Design and Development								
16. Product/Process and Quality System Review	3030	G	9-Jul-21	10-Jul-21	10-Jul-21	10-Jul-21	11-Jul-21	/
17. Manufacturing Process Flow Chart	3040	G	11-Jul-21	12-Jul-21	12-Jul-21	12-Jul-21	13-Jul-21	/
18. Process FMEA	3100	G	13-Jul-21	14-Jul-21	14-Jul-21	14-Jul-21	15-Jul-21	/
19. Pre-Launch Control Plan	3110	G	15-Jul-21	16-Jul-21	16-Jul-21	16-Jul-21	17-Jul-21	/
20. Process Work Instructions	3120	G	17-Jul-21	18-Jul-21	18-Jul-21	18-Jul-21	19-Jul-21	/
21. Measurement Systems Evaluation	3130	G	19-Jul-21	20-Jul-21	20-Jul-21	20-Jul-21	21-Jul-21	/
22. Packaging Specifications & Approvals	3160	G	21-Jul-21	22-Jul-21	22-Jul-21	22-Jul-21	23-Jul-21	/
23. Manufacturing Team Training	3170	G	23-Jul-21	24-Jul-21	24-Jul-21	24-Jul-21	25-Jul-21	/
AIAG APQP Phase 4 - Product and Process Validation								
24. Subcontractor PPAP Approval	4005	G	9-Jul-21	10-Jul-21	10-Jul-21	10-Jul-21	11-Jul-21	/
25. Production Control Plan	4008	G	11-Jul-21	12-Jul-21	12-Jul-21	12-Jul-21	13-Jul-21	/
26. Production Reasness Review (PRR)	4009	G	13-Jul-21	14-Jul-21	14-Jul-21	14-Jul-21	15-Jul-21	/
27. Production Trial Run (PTR)	4010	G	15-Jul-21	16-Jul-21	16-Jul-21	16-Jul-21	17-Jul-21	/
28. Process Capability Studies	4030	G	17-Jul-21	18-Jul-21	18-Jul-21	18-Jul-21	19-Jul-21	/
29. Production Validation Plan & Report (PVP&R)	4090	G	19-Jul-21	20-Jul-21	20-Jul-21	20-Jul-21	21-Jul-21	/
30. Production Part Approval (PPAP)	4110	G	21-Jul-21	22-Jul-21	22-Jul-21	22-Jul-21	23-Jul-21	/
AIAG APQP Phase 5 - Feedback, Assessment and Corrective Action								
31. Initial Production Shipment	5005	G	28-Jul-21	30-Jul-21	30-Jul-21	30-Jul-21	31-Jul-21	/
32. Production Ramp-up Plan	5005	G	31-Jul-21	2-Aug-21	2-Aug-21	2-Aug-21	3-Aug-21	/
33. Full Production Date	5005	G	5-Aug-21	7-Aug-21	7-Aug-21	7-Aug-21	8-Aug-21	/
34. Conduct Lessons Learned	5005	G	8-Aug-21	10-Aug-21	10-Aug-21	10-Aug-21	11-Aug-21	/

Design Failure Mode and Effects Analysis

(Design FMEA)

FMEA No.: DFMEA-001

Page: page 1, totally 3 pages

PΘject Name: Injection moulding

Procedure responsible dept: Production Dept

Made: Xiaodong Qiu

Model year/vehicle types: CRV

Soybean Milk Maker

Important date: Nov.10th.2015

FMEA Date: Nov.10th.2015

People participated: Develop dept:Gaolin Wei Sales:Haiyan Wu PC:Jiannan Yan Technology Dept:Jianyu Zhou Purchaser:Yuanyuan Gou Production dept:Shuwen Dong QC:Bingxiang Zheng

procedure function requirements	Potential failure mode	Potential effects analysis	severity (S)	grade	potential causes/mechanisms of failure	frequency (O)	Current prevention process control	Current detection process control	detectivity (D)	RPN	recommended measures	Responsibility and target completion date	action results				
													Action Taken	severity (S)	frequency (O)	difficult to check (D)	RPN
scyphus	size changes of handle	handle cover fall off	6	A	PP size change	6	By adjusting the product of the injection molding process, and measure or test the clasp of product size	measure and test product size	3	108	Add the number of button bit in handle design, in order to keep the connection strength	Xiaodong Qiu 2015/08/25	By adjusting the product of the injection molding process, and measure or test product size	6	1	1	6
scyphus	warpage of scyphus handle	Poor appearance break	4	C	high handle wall	6	Add the stiffener to handle wall to prevent deformation	measure and test product size	2	48	If this problem appears, make improvement by Adding the stiffener	Xiaodong Qiu 2015/09/30	Add the stiffener to handle wall to prevent deformation	4	2	1	8
scyphus	Deformation of cup-mouth	Micro switch without power	8	A	PP material deformation. Resulting in a perpendicular direction to connect the cup and handle inward deformation. So that both sides of the tilt, the micro switch column opposite sink, and	3	Adjust the injection molding process, to prevent extrusion	measure and test cup-mouth size	3	72	in the cup packing control the direction of the lateral dimension of no force, stipulate the way of packing	Xiaodong Qiu 2015/09/10	stipulate the cup use egg cell methods to put the packing which do not squeeze each other	8	1	3	24

H-R-P-001-1

Process Failure Mode and Effects Analysis

(PFMEA)

潜在失效模式和后果分析

FMEA No.FMEA20150325-01

Page 3

Item:Welding improvement

Process Responsibilities: Production welding group

Maker:Wenrong-Huang

Model year/project

Key Dates

FMEA Date (Original):2015.03.25

Item / Request	Potential failure mode	Potential consequences of failure modes	Severity	Grade	Potential causes of failure	Occurrence degree	Current process control and Prevention	Current process control detection	Detection rate	RPN	Suggest measures	Responsibility and target completion date	Measure results				
													Measures and effective date	Severity	Incidence rate	Detection degree	RPN
Clamping (clamping required is in place, no missing or wrong loaded)	Clamping is not in place	SizeNG	6	B	● Staff negligence ● Fixture for bad	4	● Make the operation standard book ● Make maintenance standards, regular maintenance	● Visual inspection ● Finished 100% full inspection	6	144	● Pre-service training of staff ● Regular maintenance			6	3	4	72
		Welding error, leak welding, welding deviation, affect the assembly or use function	8	A	● Staff negligence ● Fixture for bad ● Fixture inaccurate	4	● Make the operation standard book ● Make maintenance standards, regular maintenance ● Regular checking of fixture	Visual inspection	6	192	● Pre-service training of staff ● Regular maintenance ● Make inspection checklist for fixture			8	3	4	96
	Attachments missing	Affect product strength or influence the assembly	8	A	Staff negligence	3	Make the operation standard book	Visual inspection	4	96	Final inspection personnel do 100% full inspection for each bead with mark			8	2	2	32
	Attachment error	Influence assembly	7	A	No mistake proofing fixture	3	Make the operation standard book	Visual inspection	6	126	● Increase the mistake proofing devices ● Inspection for final inspection tools			7	2	4	56
	False welding	Lack of strength, affect the use of function	9	A	Current, voltage, welding angle, speed setting is not reasonable	4	● Welding process guidance making ● Condition confirmation check ● Confirm the failure test on a regular basis.	Destructive testing	8	288	After the procedure is set up to confirm the processing conditions, the execution and marking of the failure test is performed.			9	3	4	108

Production Device

KRAUSS MAFFEI

Finehope has successively introduced many of the world's most advanced German KraussMaffei high-pressure injection machines since 2010.



Reaction Injection Molding (RIM)
High Pressure Machine
KRAUSS MAFFEI
Made in Germany!

Self-invented fully automatic production line

Finehope has independently developed a number of fully automatic PU injection production lines since 2010. These production lines reduce production costs and meet customer delivery requirements.

Welding Robots

Since 2016, Finehope has continued to purchase welding robots and automatic fixture turntables for welding metal parts. The independent processing of accessories saves the waiting time and procurement cost of outsourcing processing.

CNC Machine

Finehope has continued to purchase CNC equipment since 2016. CNC (Computer Numerically Controlled) machining is a manufacturing process in which preprogrammed computer software dictates the movement of factory tools and machinery. Using this type of machine versus manual machining can result in improved accuracy, increased production speeds, enhanced safety, increased efficiency and most importantly, help customers save costs and improve product quality.

Mould Release Agent Painting Robot

Since 2019, Finehope has purchased robots for spraying water-based release agents to improve the working environment, improve spraying quality and material utilization, and reduce labor costs.

3D printer

Finehope started to purchase 3D printers in 2015. 3D printing can realize rapid proofing of new product prototypes and templates for resin molds, and can also be used for faster and cheaper small batch production.



Social Responsibility

- **Audited by Sedex**

(Supplier business ethics information exchange)

Labor standard · health and safety · Environmental protection · Business ethics practice

- **Public-spirited**

Voluntary tree planting after Super Typhoon Meranti in 2016

A VALUE-BASED COMPANY